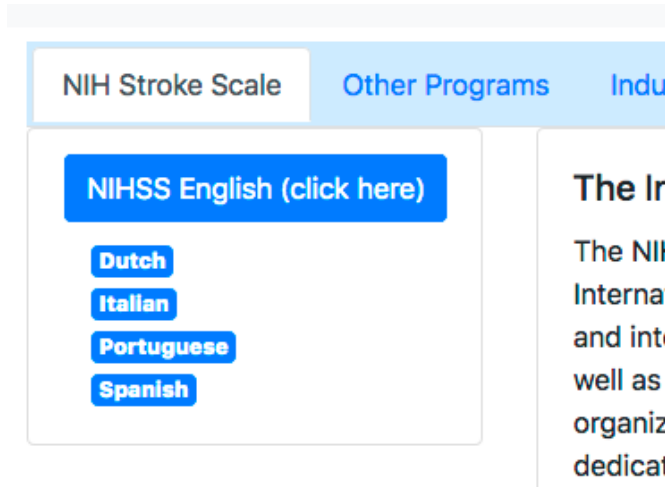
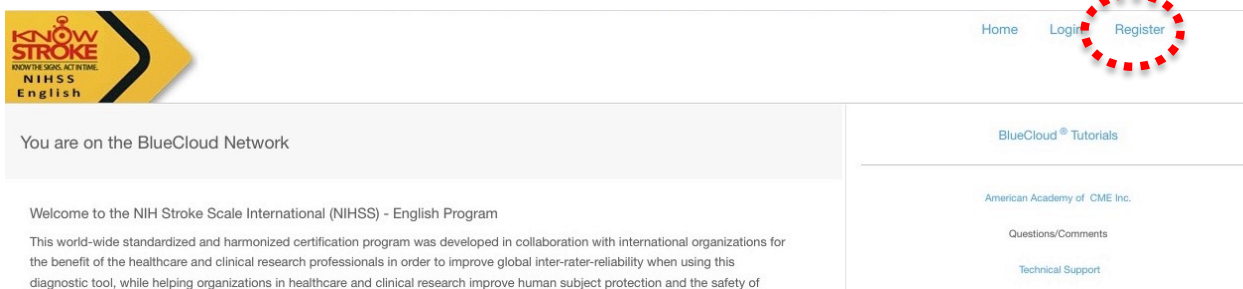


## INSTRUCTIONS FOR COMPLETING THE NIH STROKE SCALE TRAINING

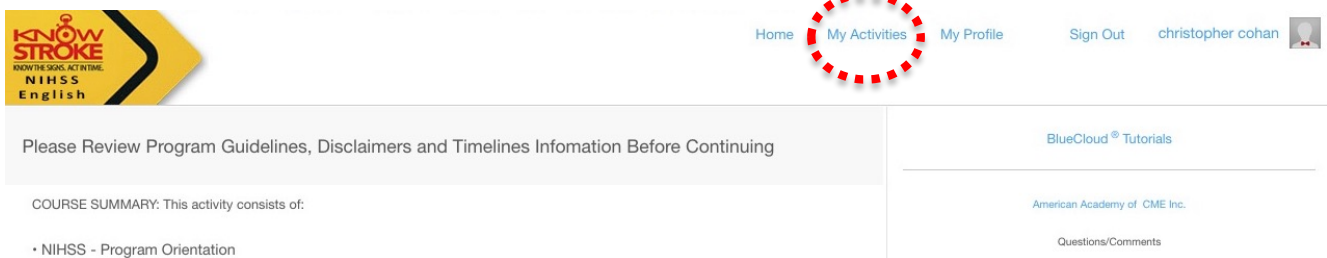
1. Go to the web site: <http://www.nihstrokescale.org/>
2. Proceed to the training/certification by selecting the button- **NIHSS English (click here)**. Other languages are also available.



3. When the page opens, **Register** on the site (*you must register to perform the test*).

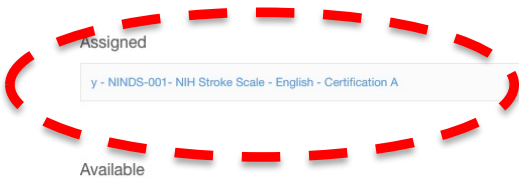


4. On the next page, select the **My Activities tab** at the top left of the page.



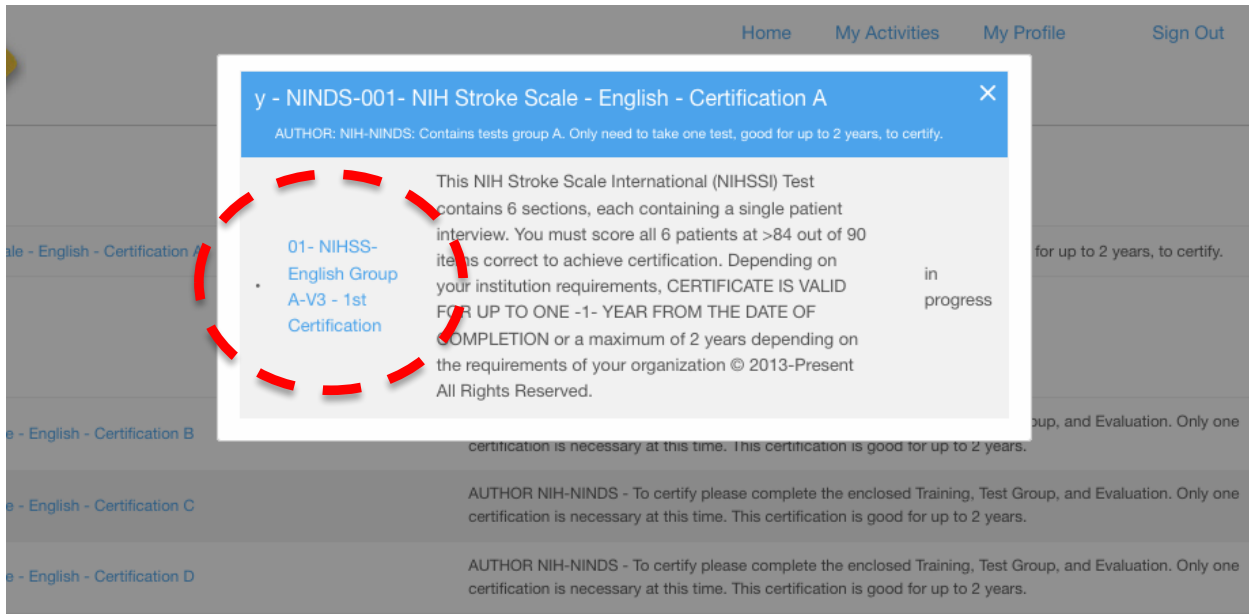
5. When the next page opens, select the link under **assigned** in blue at the top: [y - NINDS-001- NIH Stroke Scale - English - Certification A](#)

Assigned 1 Available 11



Assigned	Available
<p>y - NINDS-001- NIH Stroke Scale - English - Certification A</p> <p>AUTHOR: NIH-NINDS: Contains tests group A. Only need to take one test, good for up to 2 years, to certify.</p>	
	<p>NINDS - 002 - NIH Stroke Scale - English - Certification B</p> <p>AUTHOR NIH-NINDS - To certify please complete the enclosed Training, Test Group, and Evaluation. Only one certification is necessary at this time. This certification is good for up to 2 years. <a href="#">Enroll Now</a></p>

6. When the pop up box opens, select the blue link on the left to start the tutorial



7. Finally, proceed to patient 1, play the video on the right to display the patient’s response, and score the response on the form. Click the **Blue Arrow** on the right to proceed to the next item to test. There are 6 patients that demonstrate different levels of deficits. You can practice on as many as you desire. It is not necessary to complete the certification unless you wish to be certified.

