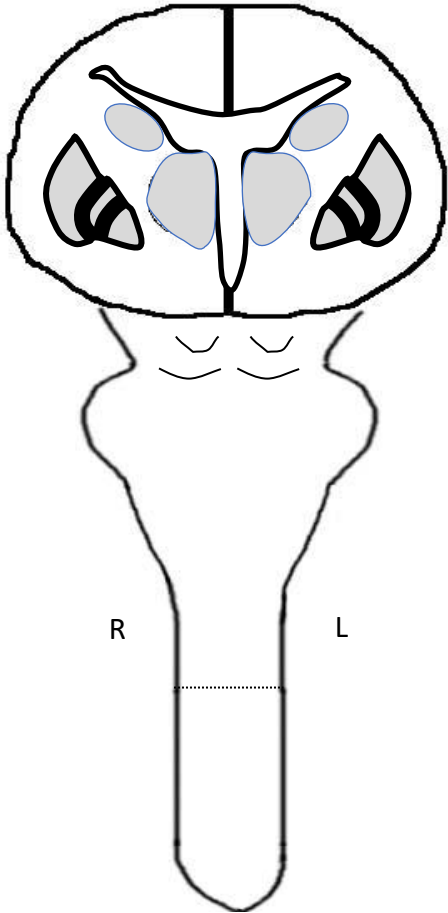


TEMPLATE FOR SENSORY PATHWAYS

(if you can draw it, you know it!)



Unique sensory symptoms indicating localization in

- **Spinal Cord:**

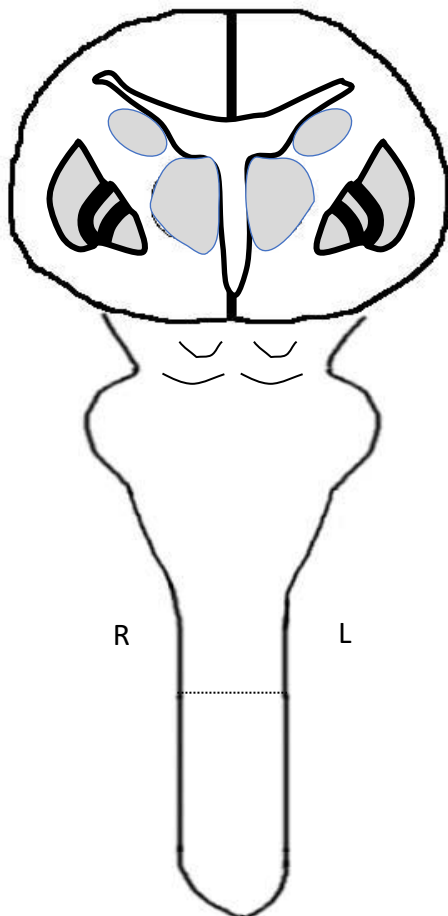
- **Brainstem:**

- **Cortex:**

Tactile Sensation

	Cell Body/Nucleus	Axon/Tract
First-Order Neuron		
Second-Order Neuron		
Third-Order Neuron		

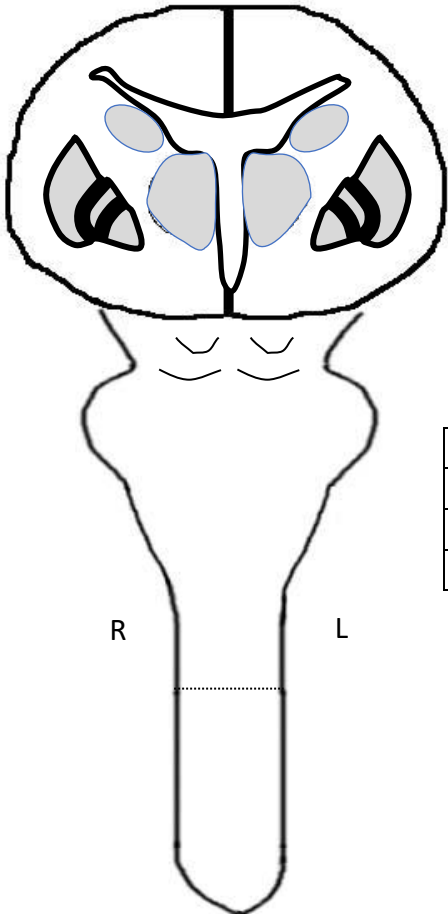
Cortical Area:



Pain & Temperature

	Cell Body/Nucleus	Axon/Tract
First-Order Neuron		
Second-Order Neuron		
Third-Order Neuron		

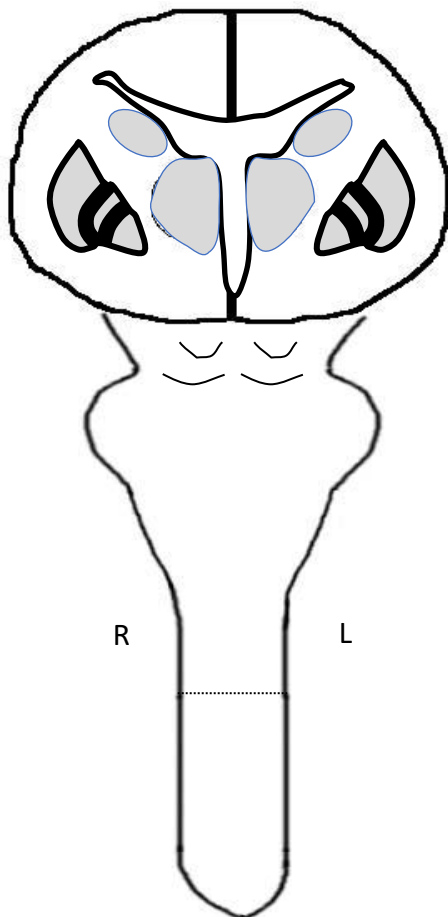
Cortical Area:



Trigeminal: Tactile Sensation

	Cell Body/Nucleus	Axon/Tract
First-Order Neuron		
Second-Order Neuron		
Third-Order Neuron		

Cortical Area:



Trigeminal: Pain and Temperature

	Cell Body/Nucleus	Axon/Tract
First-Order Neuron		
Second-Order Neuron		
Third-Order Neuron		

Cortical Area: